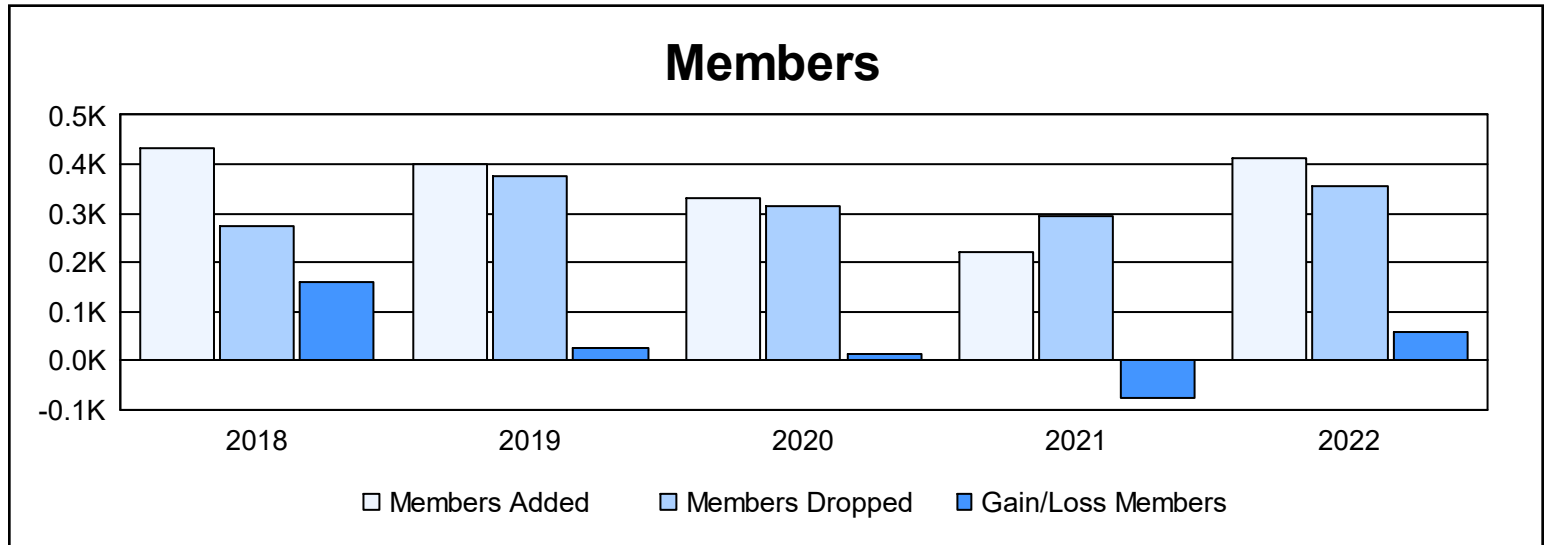
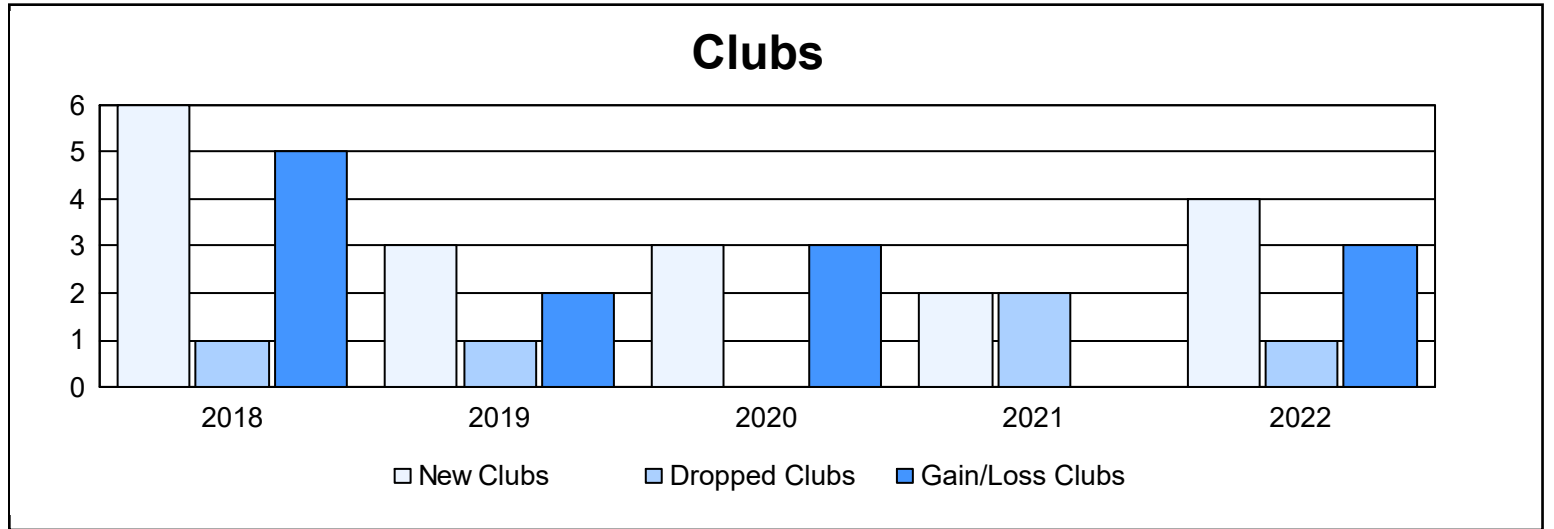
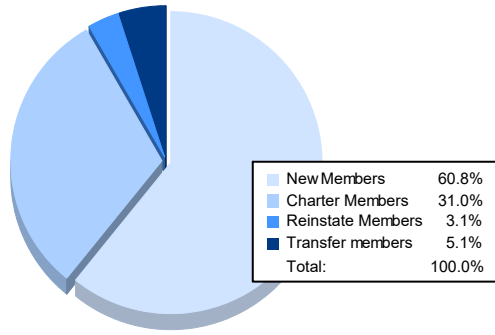


Year	New Clubs	Dropped Clubs	Gain/ Loss Clubs	New Members	Charter Members	Reinstate Members	Transfer Members	Total Member Added	Total Members Dropped	Gain/ Loss Members
2017-2018	6	1	5	246	156	9	22	433	273	160
2018-2019	3	1	2	283	79	12	26	400	374	26
2019-2020	3	0	3	207	92	10	20	329	314	15
2020-2021	2	2	0	128	58	20	13	219	294	-75
2021-2022	4	1	3	251	128	13	21	413	356	57
<b>Average</b>	<b>4</b>	<b>1</b>	<b>3</b>	<b>223</b>	<b>103</b>	<b>13</b>	<b>20</b>	<b>359</b>	<b>322</b>	<b>37</b>



### Membership Composition June 2022 Cumulative



### Gender Composition June 2022 Cumulative

